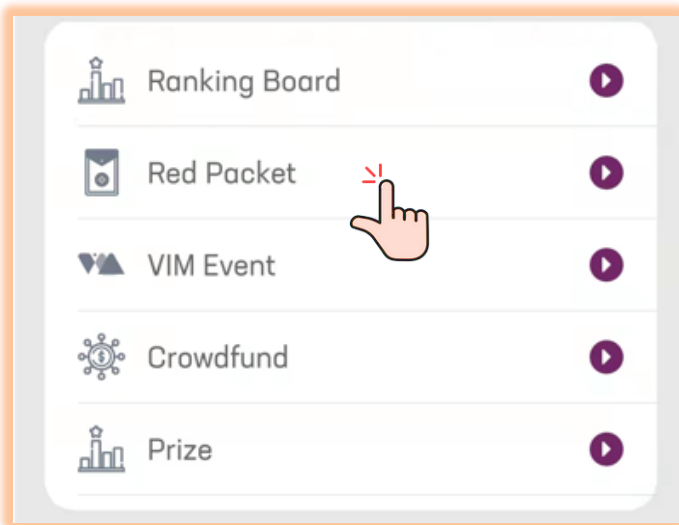


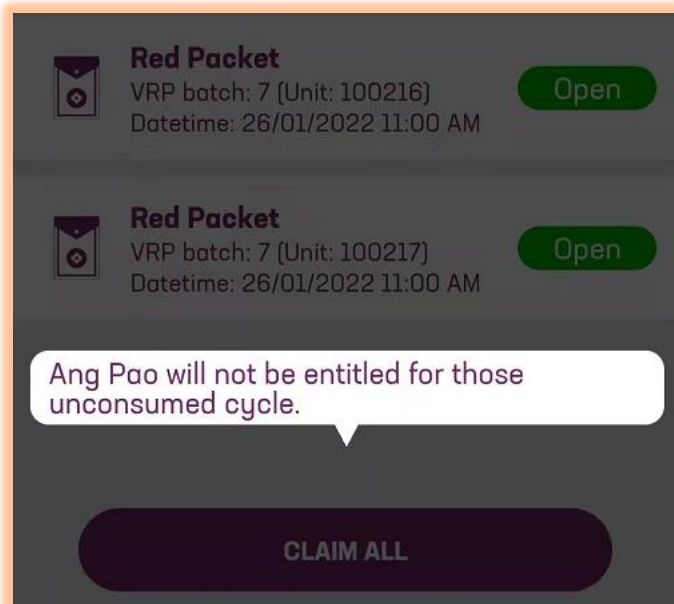
# VIM CNY ANG PAO GIVEAWAY



1. Click [ **Profile** ] after logging in



2. Click [ **Red Packet** ]



3. Prompt [ **Ang Pao will not be entitled for those unconsumed cycle** ], click screen to proceed with the next step.

# VIM CNY ANG PAO GIVEAWAY



## Red Packet

VRP batch: 7 (Unit: 100216)  
Datetime: 26/01/2022 11:00 AM

Open



## Red Packet

VRP batch: 7 (Unit: 100217)  
Datetime: 26/01/2022 11:00 AM

Open

CLAIM ALL



4a. Users can click [ **Claim All** ] to open all the angpao.

OR



## Red Packet

VRP batch: 7 (Unit: 100216)  
Datetime: 26/01/2022 11:00 AM

Open



## Red Packet

VRP batch: 7 (Unit: 100217)  
Datetime: 26/01/2022 11:00 AM

Open

4b. Click [ **Open** ] one at the time.



4c. Click [ **Get** ]

Upon successful collection, the amount of A.USDT obtained will be show.

## Congratulations

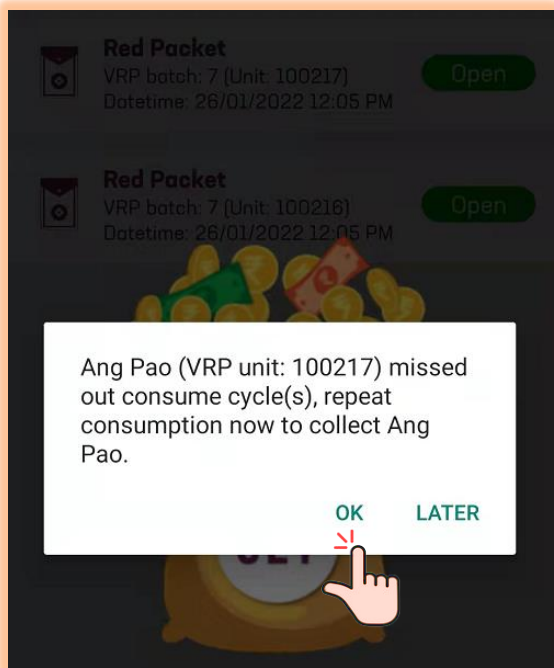
You got the following rewards:

**0.800 Available USDT**

OK

Remarks: All Ang Pao must collect within the redemption period, uncollected Ang Pao will be forfeit and NO REPLACEMENT Ang Pao will be given.

# VIM CNY ANG PAO GIVEAWAY

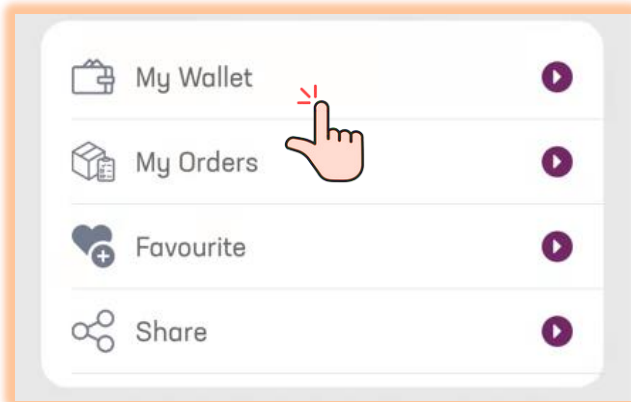


4d. Ang Pao will not be entitled for those unconsumed cycle.

Click [ **OK** ] to complete repeat consumption.

Click [Step For VIM Royal Program](#) for your reference

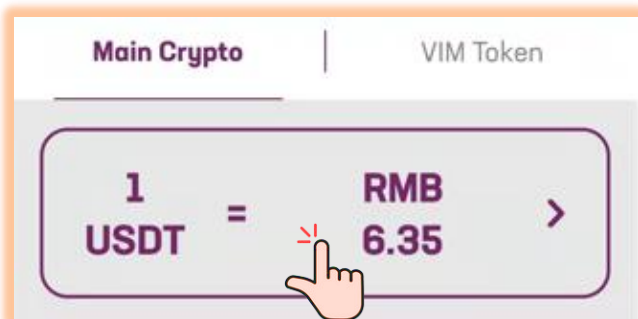
# How to check A.USDT Red Packet rewards?



1. Click [ **My Wallet** ]

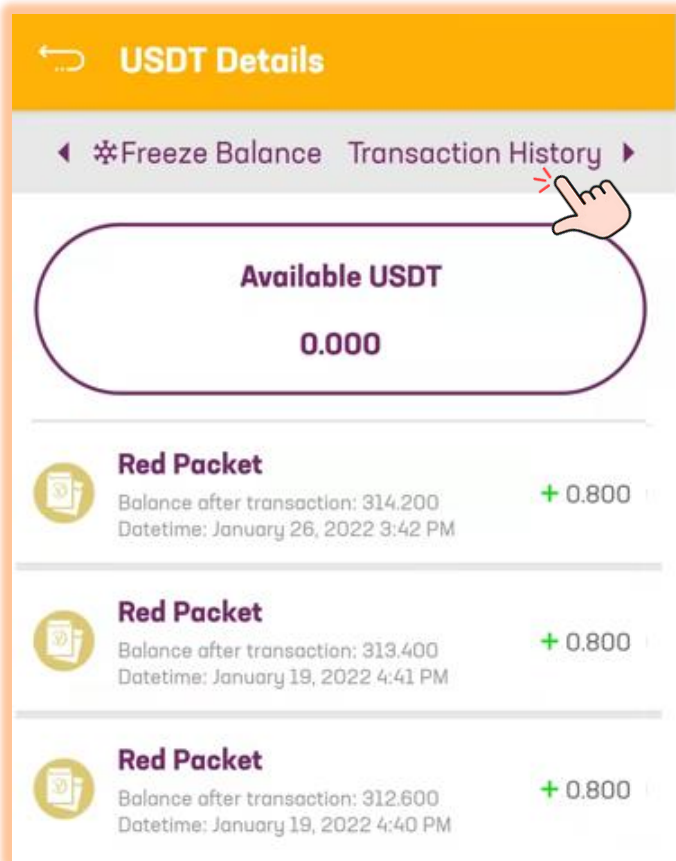


2. Click [ **VIM Wallet** ]



3. Select [ **Main Crypto** ], Click [ **1=USDT** ]

# How to check A.USDT Red Packet rewards?



4. Click [ **Transaction History** ] to check the red packet rewards details.